



If you need this information in another language or medium (audio, large print, etc) please contact Customer Care on 0800 374 208 or send an email to: customercare@salisbury.nhs.uk

You are entitled to a copy of any letter we write about you. Please ask if you want one when you come to the hospital.

If you are unhappy with the advice you have been given by your GP, consultant, or another healthcare professional, you may ask for a second (or further) opinion.

The evidence used in the preparation of this leaflet is available on request. Please email: patient.information@salisbury.nhs.uk if you would like a reference list.

Name: Zoe Townend
Role: Audiologist
Date written: May 2016
Review date: June 2018
Version: 1.0
Code: P11403

Home Epley Manoeuvre (page 1 of 3)

The Home Epley manoeuvre is a method of treating benign paroxysmal positional vertigo (BPPV).

What is benign paroxysmal positional vertigo (BPPV)?

BPPV is a condition of the inner ear. It is a common cause of vertigo, especially in older people.

- Benign means that it is not due to cancer or other serious cause. (The symptoms of BPPV may be unpleasant but the underlying cause is not serious.)
- Paroxysmal means 'recurring sudden episodes of symptoms'.
- Positional means that the symptoms are triggered by certain positions. In BPPV it is certain positions of the head that trigger symptoms.
- Vertigo is dizziness with a spinning sensation. If you have vertigo you feel as if the world is spinning around you and you feel very unsteady. Often you will also feel sick and may vomit.

BPPV causes short episodes of vertigo (intense dizziness) when you move your head in certain directions. It is thought to be caused by tiny fragments of debris in the inner ear labyrinth. In many cases the condition clears away on its own after several weeks.

What can be done to help BPPV?

A simple treatment of moving the head into various positions over a few minutes can usually cure the condition. This treatment uses gravity to move the debris away from where it is causing problems.

The exercise must be done on the side in which the symptoms are occurring; this should be determined by the audiologist/ENT specialist.

You are likely to feel a sensation of vertigo, especially so on the problem side. This is quite normal and will pass within a few seconds. The more you do the movements the more the feeling of vertigo should lessen.

Please see overleaf for diagrams that shows how to do the exercise.

You may find it helpful to have a friend or family member present the first few times to help you in case you become unsteady.

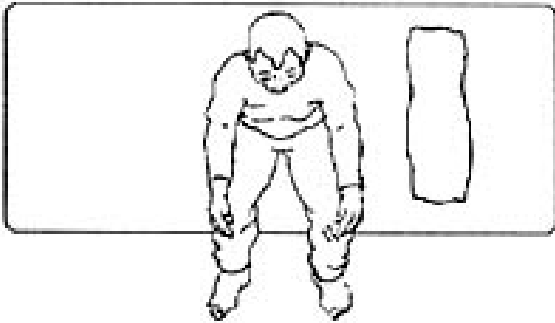
How often should I do this exercise?

This manoeuvre should be done 3 times a day. Repeat this daily until you are free from positional vertigo for 24 hours.

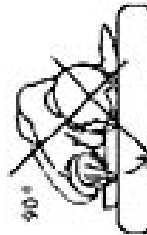
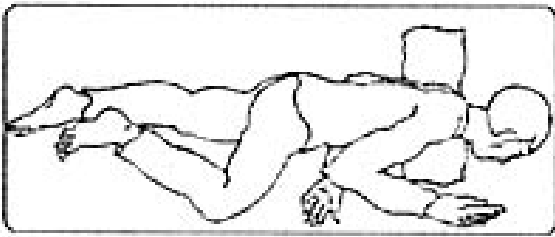
Audiology Department

 **01722 336262 ext. 4335**

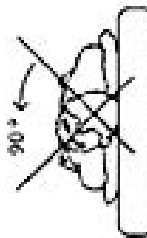
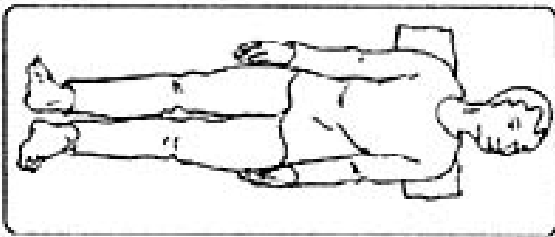
Modified Epley manoeuvre for self-treatment of benign positional vertigo (right)



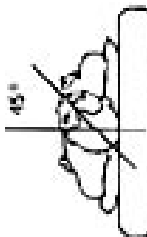
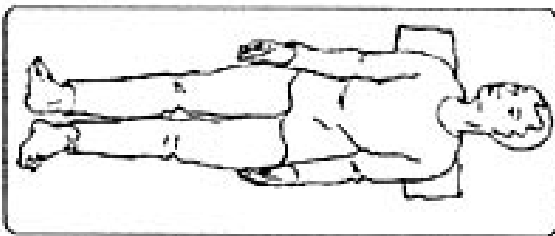
Sit up on the left side.



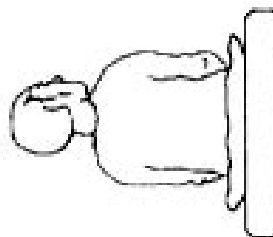
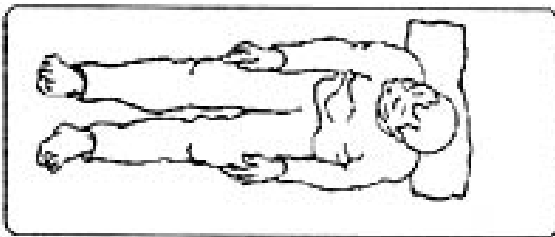
Turn your body and head another 90 degrees to the left and wait for another 30 seconds.



Turn your head 90 degrees to the left (without raising it) and wait again for 30 seconds.




Lie back quickly with shoulders on the pillow and head reclined onto the bed. Wait for 30 seconds.




Start sitting on a bed and turn your head 45 degrees to the right. Place a pillow behind you so that on lying back it will be under your shoulders.

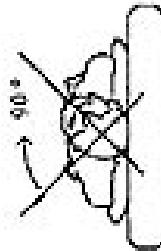
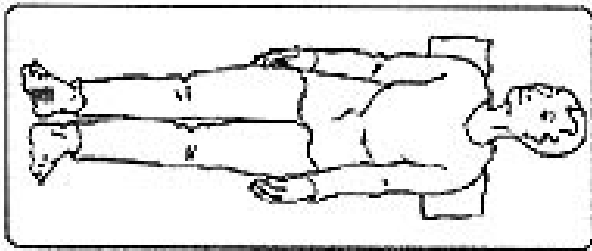
Modified Epley manoeuvre for self-treatment of benign positional vertigo (left)



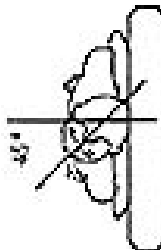
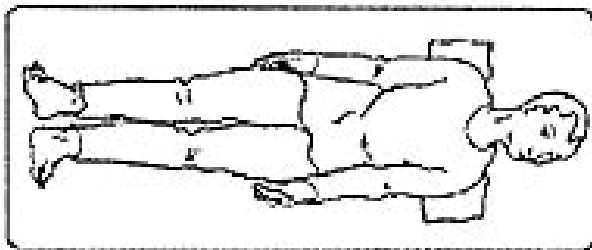
Sit up on the right side.



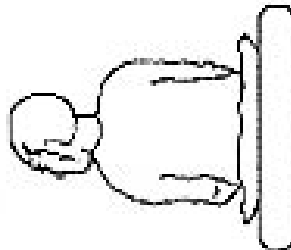
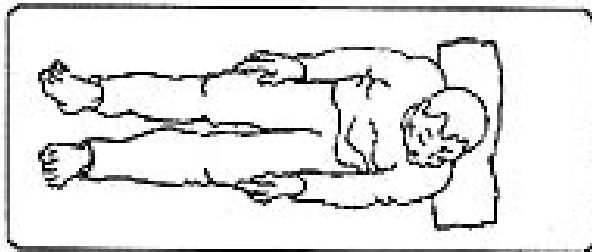
Turn your body and head another 90 degrees to the right and wait for another 30 seconds.



Turn your head 90 degrees to the right (without raising it) and wait again for 30 seconds.



Lie back quickly with shoulders on the pillow and head reclined onto the bed. Wait for 30 seconds.



Start sitting on a bed and turn your head 45 degrees to the left. Place a pillow behind you so that on lying back it will be under your shoulders.

Where can I get more information?

Please contact the Audiology Department if you have any problems.

Audiology Department

☎ 01722 336262 ext. 4335